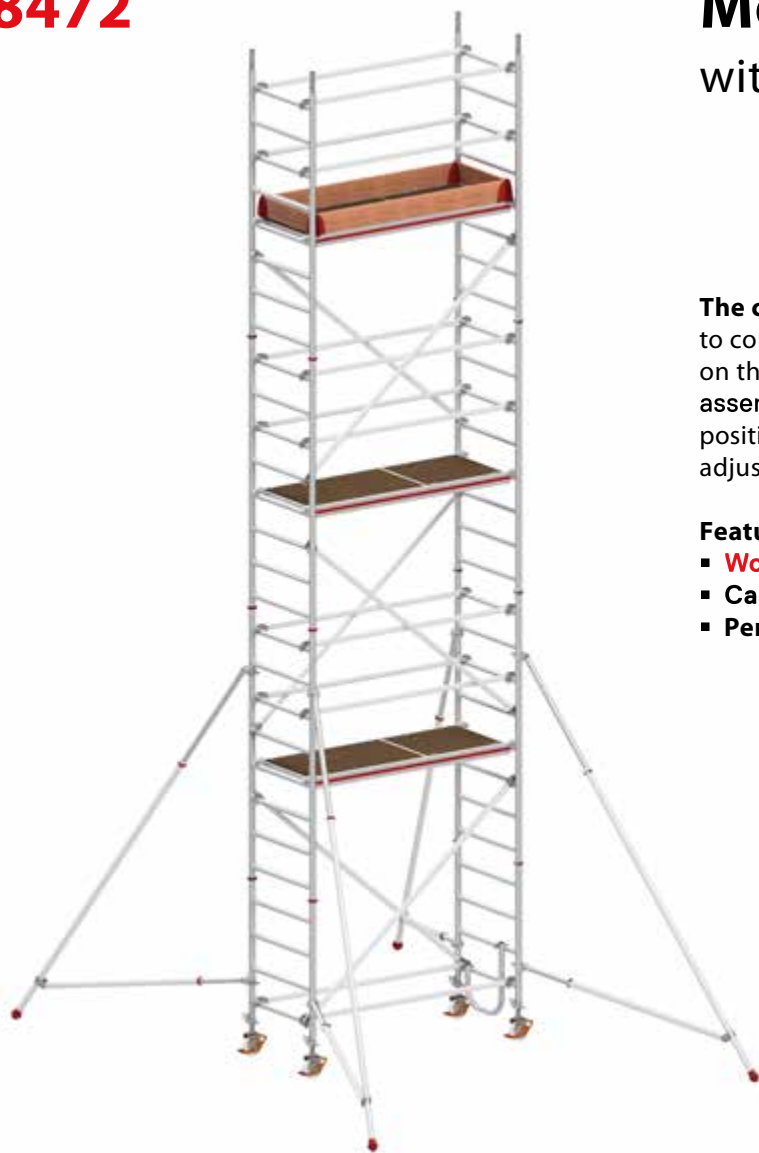


8472

Mobile tower

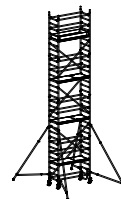
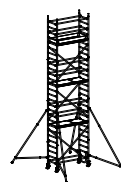
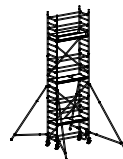
with stabiliser



The classic for all tasks: Quick, easy assembly thanks to convenient placement of diagonals and platforms on the same rung of the frame section. Also: optional assembly with height offset, for example in stairwell position. With a very spacious platform and four height-adjustable castors.

Features:

- **Work platform: 1.90 × 0.65 m**
- **Castors: Ø 150 mm**
- **Permissible load: 200 kg/m² (2.0 kN/m²)**



Reach height (approx. m)	3.25	4.25	5.25	6.25	7.25	8.25	9.25
Tower height (approx. m)	2.49	3.49	4.49	5.49	6.49	7.49	8.49
Standing height (approx. m)	1.25	2.25	3.25	4.25	5.25	6.25	7.25
Platform length (approx. m)	1.90	1.90	1.90	1.90	1.90	1.90	1.90
Frame section width (approx. m)	0.80	0.80	0.80	0.80	0.80	0.80	0.80
Ballasting							
Indoor, centre (kg)	80	0	0	0	0	0	0
Indoor, on wall (kg)	80	40 ⁽¹⁾	60 ⁽¹⁾	80 ⁽¹⁾	120 ⁽¹⁾	140 ⁽¹⁾	160 ⁽¹⁾
Outdoor, centre (kg)	80	0	0	0	0	80	40 ⁽³⁾
Outdoor, on the wall (kg)	80	60 ⁽¹⁾	80 ⁽¹⁾	120 ⁽¹⁾	0 ⁽²⁾	0 ⁽²⁾	20 ⁽²⁾⁽³⁾
Order no.	847203	847204	847205	847206	847207	847208	847209

⁽¹⁾ Ballasting is not required when using two wall connectors (607141) for pressure support.

⁽²⁾ Two wall connectors (607141) need to be used for pressure support.

⁽³⁾ Not possible when used with swivel castor Ø 200 mm.

Required additional parts from page 23.

Individual parts and parts list can be found in the instructions for assembly and use on page 67. | [Click here.](#)